



# 29 200m Butterfly Women Final



Official



Total

Rank	Competitor	Age	Club	RT	PTS	Result
1	Esme Paterson	23	Neptune Swim Club	0.72		2:11.39 Entry: 2:15.08 <span>-3.69</span>
	25m: 13.72 50m: 29.98 (16.26) 75m: 46.70 (16.72) 100m: 1:03.11 (16.41) 125m: 1:19.59 (16.48) 150m: 1:36.56 (16.97) 175m: 1:53.57 (17.01) 200m: 2:11.39 (17.82)					
2	Caitlin Deans	25	Neptune Swim Club	0.80		2:14.33 Entry: 2:15.83 <span>-1.50</span>
	25m: 14.00 50m: 30.36 (16.36) 75m: 47.24 (16.88) 100m: 1:04.00 (16.76) 125m: 1:21.14 (17.14) 150m: 1:38.52 (17.38) 175m: 1:56.00 (17.48) 200m: 2:14.33 (18.33)					
3	Deotille Videau (V)	16	Tahiti	0.76		2:15.97 Entry: 2:18.63 <span>-2.66</span>
	25m: 14.09 50m: 31.37 (17.28) 75m: 48.61 (17.24) 100m: 1:06.64 (18.03) 125m: 1:23.99 (17.35) 150m: 1:41.77 (17.78) 175m: 1:58.99 (17.22) 200m: 2:15.97 (16.98)					
4	Xanthe Miller	18	United Swimming Club	0.73		2:17.47 Entry: 2:16.94 <span>+0.53</span>
	25m: 13.80 50m: 30.09 (16.29) 75m: 46.99 (16.90) 100m: 1:04.29 (17.30) 125m: 1:21.99 (17.70) 150m: 1:39.92 (17.93) 175m: 1:58.50 (18.58) 200m: 2:17.47 (18.97)					
5	Evie Skidmore	18	Trojans Swim Club	0.84		2:17.51 Entry: 2:18.05 <span>-0.54</span>
	25m: 14.54 50m: 31.71 (17.17) 75m: 48.99 (17.28) 100m: 1:06.70 (17.71) 125m: 1:24.31 (17.61) 150m: 1:42.30 (17.99) 175m: 1:59.65 (17.35) 200m: 2:17.51 (17.86)					
6	Chloe Peters	17	Hamilton Aquatics			2:18.01 Entry: 2:16.80 <span>+1.21</span>
	25m: 13.78 50m: 30.31 (16.53) 75m: 47.29 (16.98) 100m: 1:04.90 (17.61) 125m: 1:22.61 (17.71) 150m: 1:40.89 (18.28) 175m: 1:59.71 (18.82) 200m: 2:18.01 (18.30)					
7	Emilia Finer	20	Neptune Swim Club	0.74		2:19.60 Entry: 2:20.82 <span>-1.22</span>
	25m: 14.58 50m: 31.87 (17.29) 75m: 49.58 (17.71) 100m: 1:07.53 (17.95) 125m: 1:25.46 (17.93) 150m: 1:43.61 (18.15) 175m: 2:01.62 (18.01) 200m: 2:19.60 (17.98)					
8	Leah Yang	16	Howick Pakuranga	0.78		2:21.50 Entry: 2:21.24 <span>+0.26</span>
	25m: 14.47 50m: 31.98 (17.51) 75m: 49.70 (17.72) 100m: 1:07.69 (17.99) 125m: 1:26.12 (18.43) 150m: 1:44.38 (18.26) 175m: 2:02.48 (18.10) 200m: 2:21.50 (19.02)					
9	Alanna Rawson	15	St Peter's Swimming Club	0.73		2:21.55 Entry: 2:21.01 <span>+0.54</span>
	25m: 14.15 50m: 31.63 (17.48) 75m: 49.42 (17.79) 100m: 1:07.95 (18.53) 125m: 1:25.75 (17.80) 150m: 1:44.41 (18.66) 175m: 2:02.74 (18.33) 200m: 2:21.55 (18.81)					
10	Olivia Bates	17	North Shore Swimming Club	0.78		2:22.64 Entry: 2:21.00 <span>+1.64</span>
	25m: 14.44 50m: 32.06 (17.62) 75m: 50.00 (17.94) 100m: 1:08.57 (18.57) 125m: 1:26.93 (18.36) 150m: 1:45.82 (18.89) 175m: 2:04.56 (18.74) 200m: 2:22.64 (18.08)					
11	Georgina McCarthy	23	Hamilton Aquatics	0.77		2:20.40 Entry: 2:22.47 <span>-2.07</span>
	25m: 13.81 50m: 30.38 (16.57) 75m: 47.27 (16.89) 100m: 1:04.66 (17.39) 125m: 1:22.32 (17.66) 150m: 1:41.08 (18.76) 175m: 2:00.58 (19.50) 200m: 2:20.40 (19.82)					
12	Kaylen Tweedie (V)	17	Nepean Swim Club NSW	0.65		2:22.95 Entry: 2:25.05 <span>-2.10</span>
	25m: 14.24 50m: 31.34 (17.10) 75m: 48.93 (17.59) 100m: 1:06.84 (17.91) 125m: 1:25.44 (18.60) 150m: 1:44.76 (19.32) 175m: 2:04.14 (19.38) 200m: 2:22.95 (18.81)					
13	Maia Adams	21	Pirates Swim Team	0.73		2:23.07 Entry: 2:22.61 <span>+0.46</span>
	25m: 14.03 50m: 31.77 (17.74) 75m: 49.44 (17.67) 100m: 1:08.14 (18.70) 125m: 1:26.66 (18.52) 150m: 1:45.81 (19.15) 175m: 2:04.71 (18.90) 200m: 2:23.07 (18.36)					
14	Phoebe Nettle	15	Trojans Swim Club	0.69		2:24.80 Entry: 2:25.69 <span>-0.89</span>
	25m: 14.71 50m: 32.31 (17.60) 75m: 50.17 (17.86) 100m: 1:08.87 (18.70) 125m: 1:27.50 (18.63) 150m: 1:47.04 (19.54) 175m: 2:05.83 (18.79) 200m: 2:24.80 (18.97)					
15	Paige Conley	16	Whanganui Swimming Club			2:24.85 Entry: 2:24.90 <span>-0.05</span>
	25m: 14.92 50m: 32.02 (17.10) 75m: 51.01 (18.99) 100m: 1:09.79 (18.78) 125m: 1:28.85 (19.06) 150m: 1:47.97 (19.12) 175m: 2:06.84 (18.87) 200m: 2:24.85 (18.01)					
16	Jaimee Fisher	28	Enterprise Swim Team	0.84		2:27.62 Entry: 2:26.82 <span>+0.80</span>
	25m: 15.21 50m: 32.55 (17.34) 75m: 50.52 (17.97) 100m: 1:09.28 (18.76) 125m: 1:28.54 (19.26) 150m: 1:48.24 (19.70) 175m: 2:08.00 (19.76) 200m: 2:27.62 (19.62)					
17	Chloe McCormack (V)	15	Off The Blocks Swim Team AUS	0.79		2:29.37 Entry: 2:27.43 <span>+1.94</span>
	25m: 14.80 50m: 32.09 (17.29) 75m: 50.20 (18.11) 100m: 1:09.34 (19.14) 125m: 1:28.33 (18.99) 150m: 1:48.34 (20.01) 175m: 2:08.68 (20.34) 200m: 2:29.37 (20.69)					
18	Sadie Percy	15	Pirates Swim Team	0.87		2:29.42 Entry: 2:29.66 <span>-0.24</span>
	25m: 14.98 50m: 32.95 (17.97) 75m: 51.49 (18.54) 100m: 1:10.82 (19.33) 125m: 1:30.59 (19.77) 150m: 1:50.75 (20.16)					



175m: 2:10.58 (19.83) 200m: 2:29.42 (18.84)



19	 Eliana Brown	17	 Howick Pakuranga	0.69	2:30.46 Entry: 2:29.30 +1.16
25m: 14.71 50m: 32.50 (17.79) 75m: 51.00 (18.50) 100m: 1:10.15 (19.15) 125m: 1:29.56 (19.41) 150m: 1:49.68 (20.12)					
175m: 2:09.73 (20.05) 200m: 2:30.46 (20.73)					



20	 Lotta Foerster	16	 Greendale Swim Club	0.75	2:31.55 Entry: 2:27.88 +3.67
25m: 14.72 50m: 32.54 (17.82) 75m: 51.16 (18.62) 100m: 1:10.82 (19.66) 125m: 1:30.61 (19.79) 150m: 1:51.38 (20.77)					
175m: 2:11.35 (19.97) 200m: 2:31.55 (20.20)					



21	 Eliza Williams	16	 North Shore Swimming Club	0.80	2:25.85 Entry: 2:29.91 -4.06
25m: 15.30 50m: 33.07 (17.77) 75m: 51.75 (18.68) 100m: 1:10.57 (18.82) 125m: 1:29.37 (18.80) 150m: 1:48.32 (18.95)					
175m: 2:07.11 (18.79) 200m: 2:25.85 (18.74)					



22	 Amelia-Rose Searle	14	 North Shore Swimming Club	0.85	2:26.08 Entry: 2:31.02 -4.94
25m: 14.78 50m: 31.76 (16.98) 75m: 49.75 (17.99) 100m: 1:08.68 (18.93) 125m: 1:27.87 (19.19) 150m: 1:47.71 (19.84)					
175m: 2:07.00 (19.29) 200m: 2:26.08 (19.08)					



23	 Isla Marsh	21	 North Shore Swimming Club	0.76	2:27.64 Entry: 2:30.20 -2.56
25m: 14.85 50m: 32.44 (17.59) 75m: 50.65 (18.21) 100m: 1:09.44 (18.79) 125m: 1:28.95 (19.51) 150m: 1:48.80 (19.85)					
175m: 2:07.80 (19.00) 200m: 2:27.64 (19.84)					



24	 Shyla Kennard	16	 Aquabladz NP	0.80	2:31.17 Entry: 2:32.45 -1.28
25m: 14.85 50m: 32.67 (17.82) 75m: 51.38 (18.71) 100m: 1:10.50 (19.12) 125m: 1:30.25 (19.75) 150m: 1:50.74 (20.49)					
175m: 2:11.20 (20.46) 200m: 2:31.17 (19.97)					



25	 Marina Nadilo	16	 Nga Tai Tuatea a Taraika Swimm		2:32.79 Entry: 2:30.49 +2.30
25m: 14.62 50m: 32.17 (17.55) 75m: 50.74 (18.57) 100m: 1:10.07 (19.33) 125m: 1:30.17 (20.10) 150m: 1:50.44 (20.27)					
175m: 2:11.29 (20.85) 200m: 2:32.79 (21.50)					

26	 Mackenzie Jury	14	 Liz van Welie Aquatics	0.78	2:33.97 Entry: 2:31.74 +2.23
25m: 15.26 50m: 33.46 (18.20) 75m: 52.55 (19.09) 100m: 1:12.58 (20.03) 125m: 1:32.67 (20.09) 150m: 1:53.63 (20.96)					
175m: 2:13.65 (20.02) 200m: 2:33.97 (20.32)					

27	 Navya Sood	15	 Club 37	0.82	2:35.57 Entry: 2:37.37 -1.80
25m: 15.99 50m: 34.23 (18.24) 75m: 53.63 (19.40) 100m: 1:13.65 (20.02) 125m: 1:33.60 (19.95) 150m: 1:53.97 (20.37)					
175m: 2:14.54 (20.57) 200m: 2:35.57 (21.03)					

28	 Sienna Webby	13	 United Swimming Club	0.74	2:37.22 Entry: 2:33.96 +3.26
25m: 15.48 50m: 34.28 (18.80) 75m: 53.72 (19.44) 100m: 1:14.40 (20.68) 125m: 1:35.22 (20.82) 150m: 1:56.71 (21.49)					
175m: 2:16.97 (20.26) 200m: 2:37.22 (20.25)					

29	 Lara Migounoff	14	 Pukekohe Swimming Club	0.69	2:37.55 Entry: 2:32.09 +5.46
25m: 15.12 50m: 33.60 (18.48) 75m: 52.93 (19.33) 100m: 1:13.60 (20.67) 125m: 1:34.49 (20.89) 150m: 1:56.13 (21.64)					
175m: 2:17.00 (20.87) 200m: 2:37.55 (20.55)					

30	 Danielle Rule	19	 Porirua City Aquatics	0.75	2:37.74 Entry: 2:36.10 +1.64
25m: 14.86 50m: 33.45 (18.59) 75m: 53.16 (19.71) 100m: 1:13.55 (20.39) 125m: 1:34.17 (20.62) 150m: 1:55.51 (21.34)					
175m: 2:16.88 (21.37) 200m: 2:37.74 (20.86)					